





CASE STUDY

Restricted Depth Rules Out Ag Pipe: Concrete Slab

Location	Bayside Drive, Lauderdale, Tasmania	
Problem	Water lying against the slab. It is feared that water will seep down between the foundation and the slab.	
Diagnosis	<p>Water flows down the bank and pools against the slab because it cannot get away –</p> <ul style="list-style-type: none"> • The sump pit is too high to take surface drainage • The exit pipe from the sump is too high to allow water that might flow through an Ag Pipe to enter the pit. 	
Treatment	<ul style="list-style-type: none"> • Lay 10 metres of 10cm wide Capiphon belt along the foundation and adjacent to the slab. • Ensure 2% slope with thin layer of coarse sand. • Cut slot into side of the pit, and insert belt.  <ul style="list-style-type: none"> • Cover with more sand. Restore surface with chosen material. 	
Capiphon Advantage	<ul style="list-style-type: none"> • No excavation. • The alternative would be to dig a trench at least 10cm deep, lay Ag pipe (with sock) on a bed of gravel/aggregate, and cover with geotextile before covering with final material. • Lower the exit pipe from sump pit to accommodate extra depth of Ag Pipe. • This would not be possible without digging under the adjacent gabion wall and lowering the trench/pipe across the existing garden. 	
Results	<ul style="list-style-type: none"> • Total time taken: less than 30 minutes. • 10 metres of Capiphon belt. 	 <p style="text-align: center;">Water dripping from Capiphon belt.</p>